



## United States Air Force SPECIAL OPERATIONS SCHOOL

### **FY 14 USAFSOS Mobile Education Events (MEEs)**

USAFSOS Mobile Education Events (MEEs) are customized modular education events built to meet customer's operational requirements. MEEs are conducted through Mobile Education Teams (METs) from across the school that integrate lessons from across the USAFSOS irregular warfare, special operations, theater engagement and language content areas. MET instructors include both in-house USAFSOS cadre and expert guest lecturers. Instructors adapt existing lessons and create new lessons in order to deliver focused operational military education. MEEs range in duration from several hours to several days and can be delivered locally and at locations worldwide. The primary target audience is AFSOC and other SOF units.

In FY14, Mobile Education Events reached 3,025 students across 98 events saving over \$1.75M in Travel/TDY costs and achieving an impressive 18,996 student contact hours. This continues an upward trend with an increase of 755 students (+33%) and an increase of 50 events, a more than 2-fold increase as compared to FY 13. The top 3 most requested topics were culture, terrorism and Africa/AFRICOM. For further information and to inquire about MEEs for your unit, see the MEE Planning Handbook on the USAFSOS website and contact the Mobile Education Division via email at: [usafsos.soed.m.dl@hurlburt.af.mil](mailto:usafsos.soed.m.dl@hurlburt.af.mil)

### **US Air Force Special Operations School (USAFSOS)**

**357 Tully Avenue  
Hurlburt Field, FL 32544**

**USAFSOS Homepage: [www.afsoc.af.mil/usafsos](http://www.afsoc.af.mil/usafsos)  
Blackboard Learning Management System: <https://afsoc.blackboard.com>  
USAFSOS Student Support: COMM 850-884-4757/4758 (DSN 579)**

### USAFSOS MEE Summary, FY 12 – FY 14

	FY 14	FY 13	FY 12
Number of MEEs	98	48	21
Total Students	3,025	2,270	530
Total Class Hours	575	248	n/a
Student Contact Hours (Students x Hours)	18,996	13,283	n/a

### USAFSOS FY 14 MEEs Breakdown

SOF	77 MEEs	79%
Non-SOF	21 MEEs	21%
<b>SOF MEE Breakdown</b>		
AFSOC	61 MEEs	49 Pre-deployment
Army SOF	4 MEEs	All Pre-deployment
Marine Corps SOF	1 MEE	All Pre-deployment
Joint SOF / SOCOM	8 MEEs	All Pre-deployment
International SOF	3 MEEs	All Pre-deployment

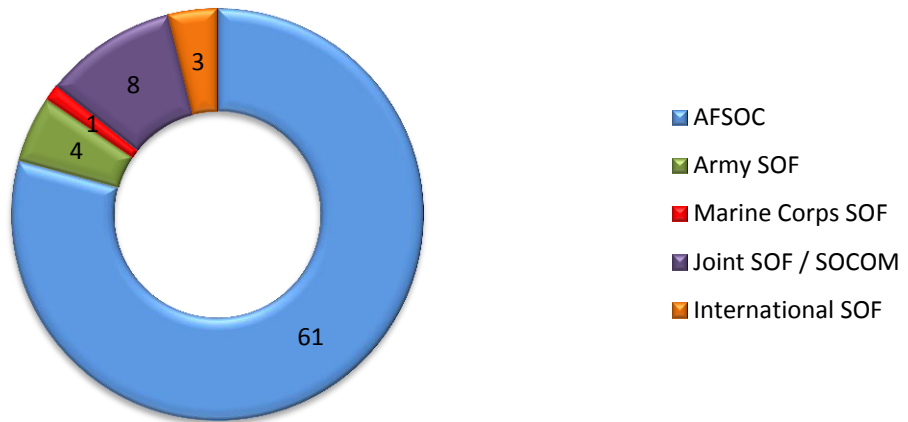
### USAFSOS FY 14 MEE Student Breakdown

SOF Students	1,816	60%
Non-SOF Students	1,209	40%
<b>Pre-deployment Students (SOF &amp; Non-SOF)</b>		
Pre-deployment Students (SOF & Non-SOF)	1,762	58%
Non-Pre-deployment	1,263	42%

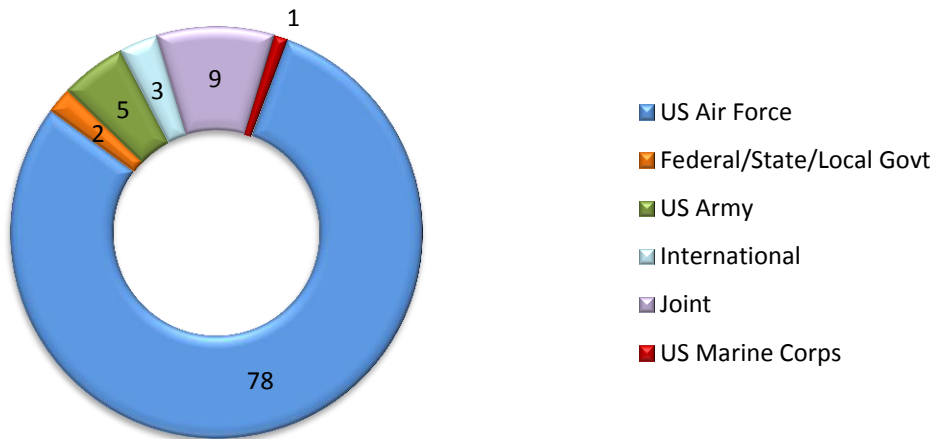
### FY 14 Average Students per USAFSOS MEE

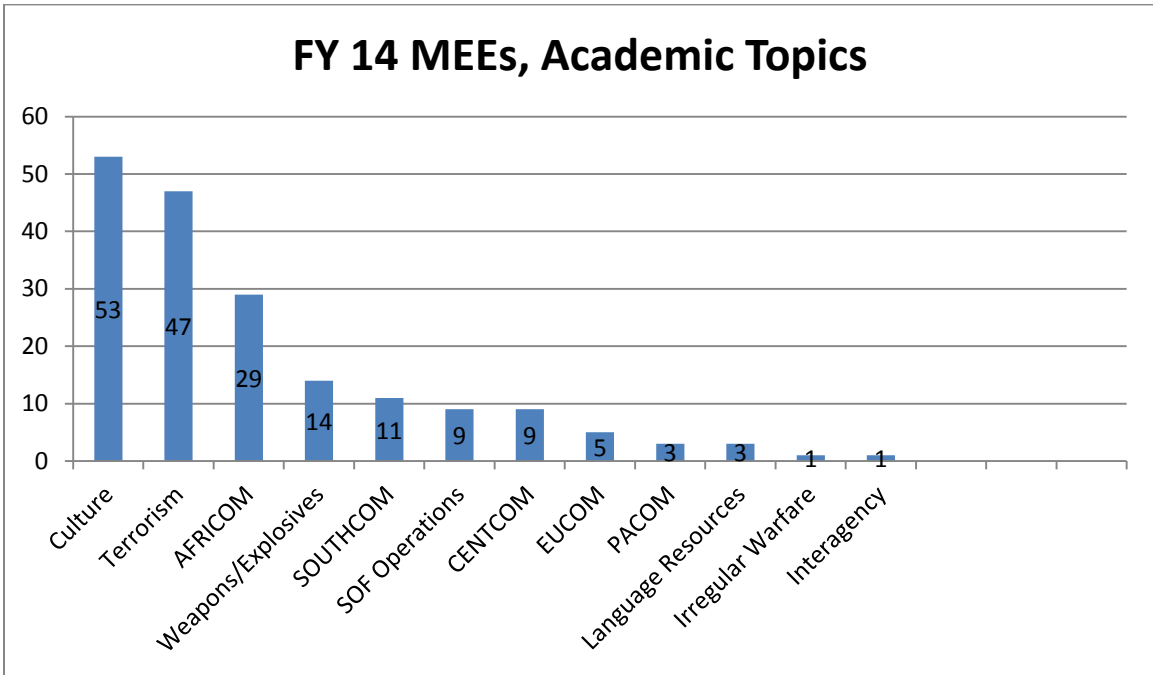
SOF	Non-SOF	Overall
24	58	31

### FY 14 MEEs for SOF Units (77 Total Events)



### FY 14 MEEs, Primary Customer (98 Total Events)





**\*NOTE: several MEEs covered more than 1 academic topic**

